

## B. Pharm

Academic Year 2023-24 Even Semester (II, IV, VI, VIII)

### Student's feedback report for faculty

Sr. No	Name of Faculty	Class	Subject	Subject Code	%Feedback		
					%1 <sup>st</sup>	%2 <sup>nd</sup>	Average
1	Y. M. B	S.Y	Pharmacognosy & Phytochemistry -I	BP404T BP409P	94	90	92
2	R. D. S	F.Y	Human Anatomy and Physiology -II	BP201T BP207P	95	93	94
3	P. A. B	F.Y	Biochemistry	BP203T BP209P	95	95	95
		Final Year	Biostatistics & Research Methodology	BP801T	94	-	94
4	R. S. W	S. Y	Medicinal Chemistry-I	BP402T BP406P	93	94	93.5
		T.Y	Medicinal Chemistry-III	BP601T BP607P	92	93	92.5
5	M. S. J	F.Y	P'ceutical Organic Chemistry- I	BP202T BP208P	90	93	91.5
		S.Y	P'ceutical Organic chemistry-III	BP401T	91	-	91
6	P. S. N	S.Y	Pharmacology-I	BP404T BP408P	94	94	94
		T.Y	Pharmacology-III	BP602T BP608P	93	94	93.5
7	M. N. S	Final Year	P'ceutical Regulatory Science	BP804ET	92	-	92
8	P. S. M	T.Y	Biopharmaceutics & Pharmacokinetics	BP604T	89	-	89
		T.Y	P'ceutical Biotechnology	BP605T	90	-	90
9	S. B. R	S.Y	Physical Pharmaceutics -II	BP403T BP407P	93	94	93.5

10	S. J. T	<b>T.Y</b>	Quality Assurance	<b>BP606T</b>	94	-	94
		<b>Final Year</b>	Quality Control & Standardization of Herbal Drugs	<b>BP806ET</b>	88	-	88
11	T. S. C	<b>F.Y</b>	Pathophysiology	<b>BP204T</b>	91	-	91
12	S. B. B	<b>T.Y</b>	Herbal Drug Technology	<b>BP603T</b> <b>BP609P</b>	87	88	87.5
13	S. A. P	<b>Final Year</b>	Social and Preventive Pharmacy	<b>BP802T</b>	86	-	86
14	C. V. J	<b>T.Y</b>	Computer application in pharmacy	<b>BP205T</b> <b>BP210P</b>	87	88	87.5

Sr. No.	Name of Faculty	Abbreviations	Sr. No.	Name of Faculty	Abbreviations
1	Prof. Y. M. Bagad	YMB	8	Prof. P. S. Mahajan	<u>PSM</u>
2	Prof. R. D. Shimpi	RDS	9	Prof. S. B. Rathod	<u>SBR</u>
3	Prof. P. A. Borse	PAB	10	Prof. S. J. Tadvi	<u>SJT</u>
4	Prof. R. S. Wagh	RSW	11	Prof. T. S. Chordiya	<u>TSC</u>
5	Prof. M. S. Jain	MSJ	12	Prof. S. B. Borase	<u>SBB</u>
6	Prof. P. S. Nawal	PSN	13	Prof. S. A. Patil	<u>SAP</u>
7	Prof. M. N. Sanghavi	MNS	14	Prof. C. V. Jaiswal	<u>CVJ</u>

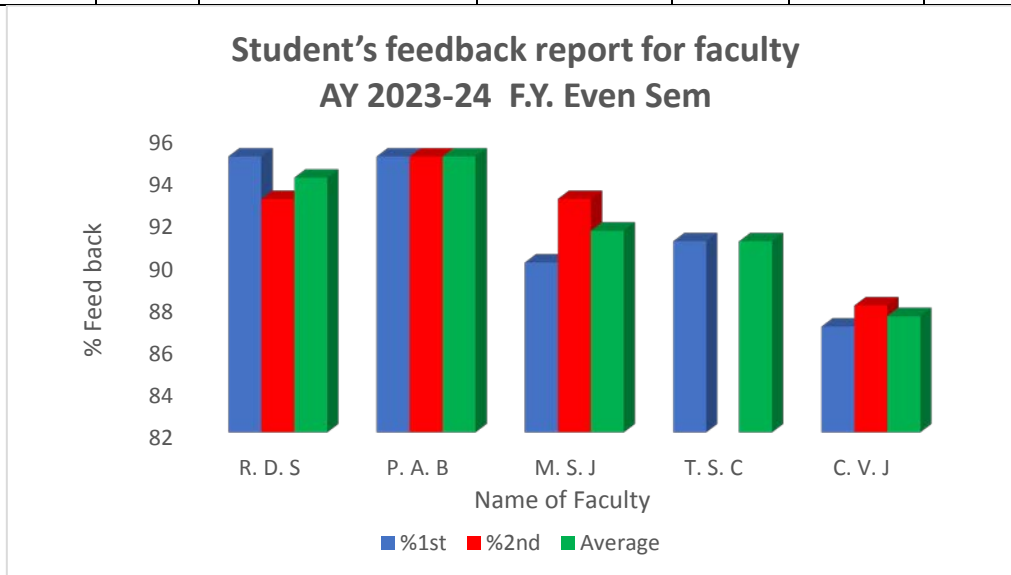
### Academic Year 2023-24

#### First year B. Pharm (II<sup>nd</sup> Sem)

#### Student's feedback report for faculty

Sr. No.	Name of Faculty	Class	Name of subject	Subject Code	% Feedback		
					%1 <sup>st</sup>	%2 <sup>nd</sup>	Average
1	R. D. S	F.Y	Human Anatomy and Physiology -II	BP201T BP207P	95	93	94
2	P. A. B	F.Y	Biochemistry	BP203T BP209P	95	95	95
3	M. S. J	F.Y	P'ceutical Organic Chemistry- I	BP202T BP208P	90	93	91.5

4	T. S. C	F.Y	Pathophysiology	BP204T	91		91
5	C. V. J	F.Y	Computer application in pharmacy	BP205T BP210P	87	88	87.5

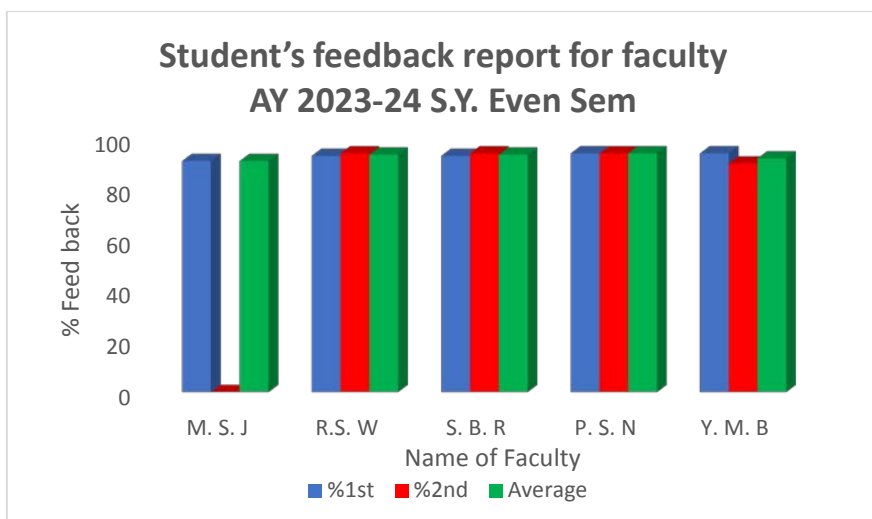


**Academic Year 2023-24**

**Second year B. Pharm (IV<sup>th</sup> Sem)**

**Student's feedback report for faculty**

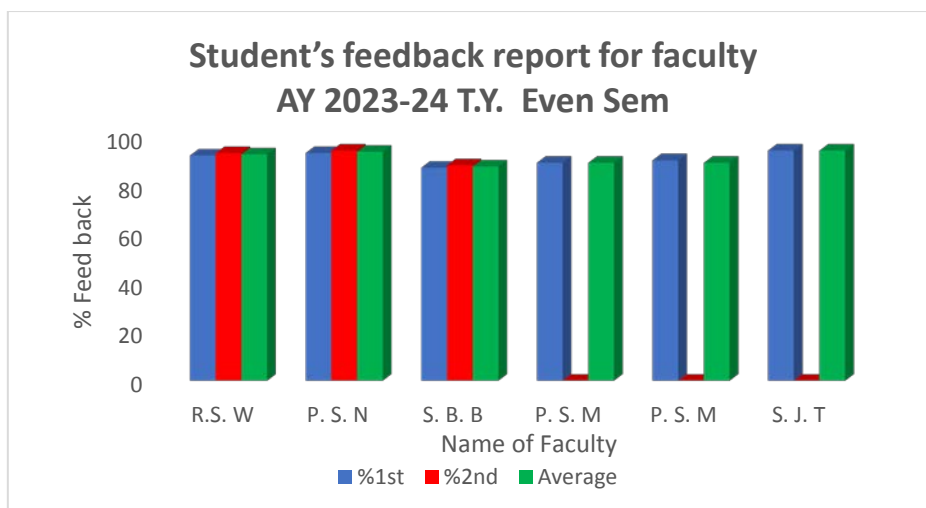
Sr. No.	Name of Faculty	Class	Name of subject	Subject Code	% Feedback		
					%1 <sup>st</sup>	%2 <sup>nd</sup>	Average
1	M. S. J	S.Y	P'ceutical Organic chemistry-III	BP401T	91	-	91
2	R.S. W	S.Y	Medicinal Chemistry-I	BP402T BP406P	93	94	93.5
3	S. B. R	S.Y	Physical Pharmaceutics -II	BP403T BP407P	93	94	93.5
4	P. S. N	S.Y	Pharmacology-I	BP404T BP408P	94	94	94
5	Y. M. B	S.Y	Pharmacognosy & Phytochemistry -I	BP405T BP409P	94	90	92



**Third year B. Pharm (VI<sup>th</sup> Sem)**

**Student's feedback report for faculty**

Sr. No.	Name of Faculty	Class	Name of subject	Subject Code	% Feedback		
					%1 <sup>st</sup>	%2 <sup>nd</sup>	Average
1	R.S. W	T.Y	Medicinal Chemistry-III	<b>BP601T BP607P</b>	92	93	92.5
2	P. S. N	T.Y	Pharmacology-III	<b>BP602T BP608P</b>	93	94	93.5
3	S. B. B	T.Y	Herbal Drug Technology	<b>BP603T BP609P</b>	87	88	87.5
4	P. S. M	T.Y	Biopharmaceutics & Pharmacokinetics	<b>BP604T</b>	89	-	89
			P'ceutical Biotechnology	<b>BP605T</b>	90	-	90
5	S. J. T	T.Y	Quality Assurance	<b>BP606T</b>	94	-	94

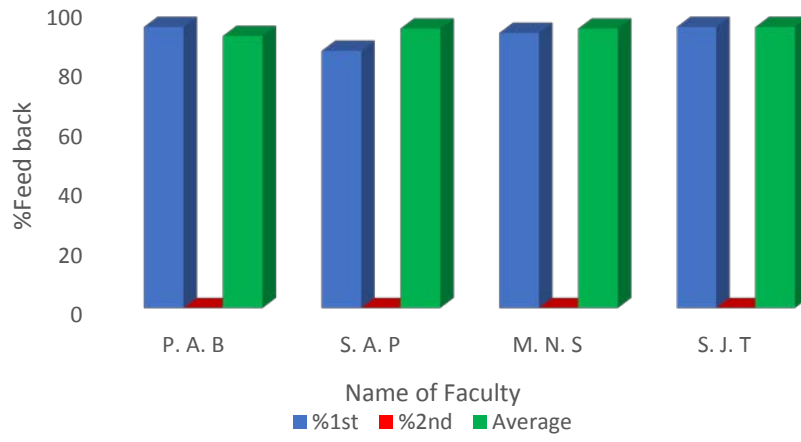


**Final year B. Pharm (VIII<sup>th</sup> Sem)**

**Student's feedback report for faculty**

Sr. No.	Name of Faculty	Class	Name of subject	Subject Code	% Feedback		
					%1 <sup>st</sup>	%2 <sup>nd</sup>	Average
1	P. A. B	Final Year	Biostatistics & Research Methodology	<b>BP801T</b>	94	-	94
2	S. A. P	Final Year	Social and Preventive Pharmacy	<b>BP802T</b>	86	-	86
3	M. N. S	Final Year	P'ceutical Regulatory Science	<b>BP804ET</b>	92	-	92
4	S. J. T	Final Year	Quality Control & Standardization of Herbal Drugs	<b>BP806ET</b>	94	-	94

### Student's feedback report for faculty AY 2023-24 Final Year Even Sem



**Academic Year 2023-24 odd Semester (I, III, V, VII)**

**Student's feedback report for faculty**

Sr. No	Name of Faculty	Class	Subject	Subject Code	%Feedback		
					%1 <sup>st</sup>	%2 <sup>nd</sup>	Average
1	Y. M. B	T.Y	Pharmacognosy & Phytochemistry	BP504T BP508P	92	90	91
2	R. D. S	F.Y	Human Anatomy and Physiology -I	BP101T BP107P	94	93	93.5
		F.Y	Remedial Mathematics	BP106	94	-	94
3	P. A. B	S.Y	P'ceutical Organic Chemistry-II	BP301T BP305T	94	93	93.5
		Final Year	Instrumental Method of Analysis	BP701T BP705P	95	95	95
4	R. S. W	T. Y	Medicinal Chemistry-II	BP501T	95	-	95
5	M. S. J	F.Y	P'ceutical Inorganic Chemistry	BP104T BP110P	93	90	91.5
		S.Y	P'ceutical Inorganic Chemistry	BP301T BP305P	91	94	92.5
6	P. S. N	T.Y	Pharmacology-II	BP503T BP507P	95	94	94.5
		Final Year	Pharmacy Practice	BP703T	94	-	94
7	M. N. S	Final Year	Industrial Pharmacy-II	BP702ET	92	-	92
8	P. S. M	S.Y	Physical Pharmaceutics-II	BP302T BP306P	89	91	90
9	S. B. R	S.Y	P'ceutical Engineering	BP304T BP308P	93	94	93.5

10	S. J. T	<b>F.Y</b>	Pharmaceutical Organic Chemistry-I	<b>BP102T BP108P</b>	89	92	90.5
		<b>T.Y</b>	P'ceutical Jurisprudence	<b>BP505T</b>	88	-	88
11	T. S. C	<b>T.Y</b>	Industrial Pharmacy-I	<b>BP502T BP506P</b>	93	94	93.5
12	S. B. B	<b>F.Y</b>	Pharmaceutics-I	<b>BP103T BP109P</b>	90	91	90.5
		<b>Final Year</b>	Novel Drug Delivery System	<b>BP704T</b>	89	-	89
13	S. A. P	<b>F.Y</b>	Communication Skill	<b>BP105T BP111P</b>	86	87	86.5
		<b>Final Year</b>	Practice School	<b>BP706PS</b>	85	-	85
14	J. S. S	<b>S.Y</b>	P'ceutical Microbiology	<b>BP303T BP307P</b>	85	88	86.5

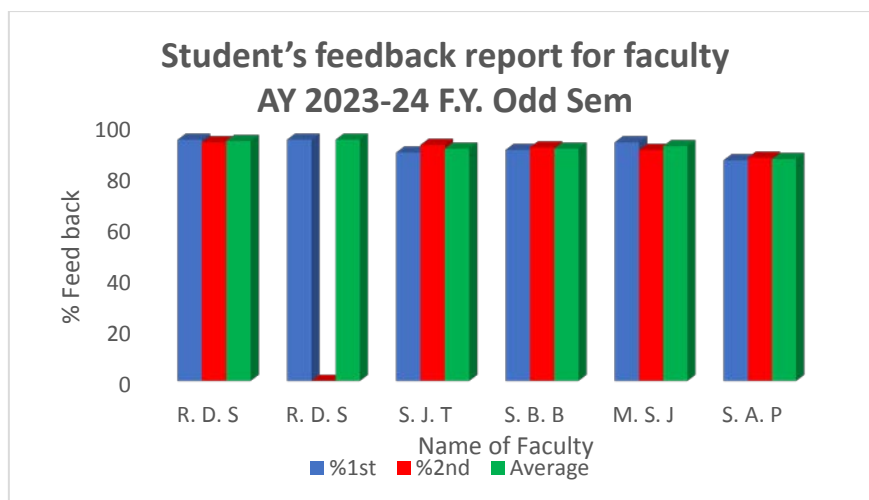
### First year B. Pharm (I<sup>st</sup> Sem)

#### Student's feedback report for faculty

Sr. No.	Name of Faculty	Class	Name of subject	Subject Code	% Feedback		
					%1 <sup>st</sup>	%2 <sup>nd</sup>	Average
1	R. D. S	F.Y	Human Anatomy and Physiology -I	<b>BP101T BP107P</b>	94	93	93.5
		F.Y	Remedial Mathematics	<b>BP106</b>	94	-	94
2	S. J. T	F.Y	Biochemistry	<b>BP102T BP108P</b>	89	92	90.5
3	S. B. B	F.Y	P'ceutical Organic Chemistry- I	<b>BP103T BP109P</b>	90	91	90.5



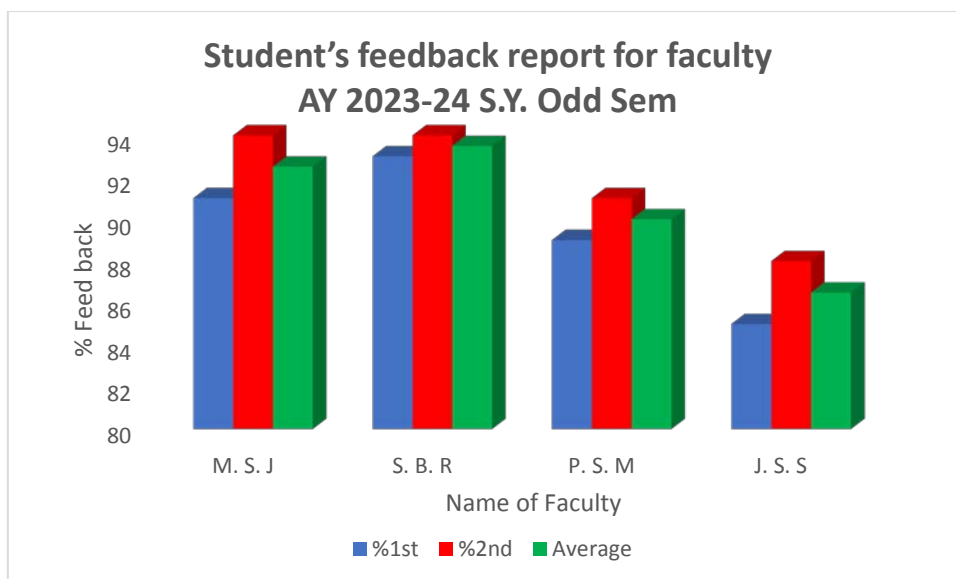
4	M. S. J	F.Y	Pathophysiology	<b>BP104T</b> <b>BP110P</b>	93	90	91.5
5	S. A. P	F.Y	Computer application in pharmacy	<b>BP105T</b> <b>BP111P</b>	86	87	86.5



**Second year B. Pharm (III<sup>rd</sup> Sem)**

**Student's feedback report for faculty**

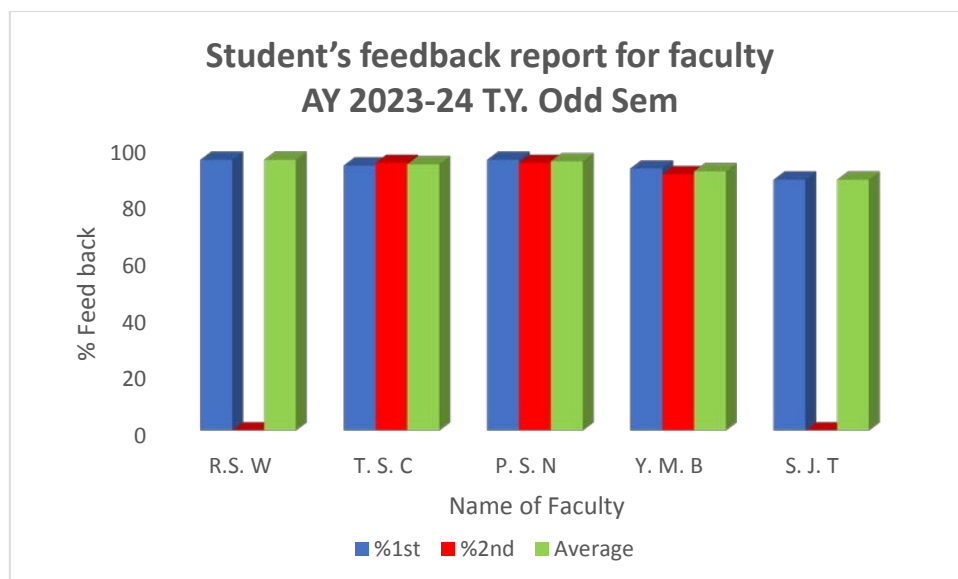
Sr. No.	Name of Faculty	Class	Name of subject	Subject Code	% Feedback		
					%1 <sup>st</sup>	%2 <sup>nd</sup>	Average
1	M. S. J	S.Y	P'ceutical Organic chemistry-II	<b>BP301T</b> <b>BP305P</b>	91	94	92.5
2	S. B. R	S.Y	P'ceutical Engineering	<b>BP304T</b> <b>BP308P</b>	93	94	93.5
4	P. S. M	S.Y	Physical Pharmaceutics-II	<b>BP302T</b> <b>BP306P</b>	89	91	90
5	J. S. S	S.Y	P'ceutical Microbiology	<b>BP303T</b> <b>BP307P</b>	85	88	86.5



**Third year B. Pharm (V<sup>th</sup> Sem)**

**Student's feedback report for faculty**

Sr. No.	Name of Faculty	Class	Name of subject	Subject Code	% Feedback		
					%1 <sup>st</sup>	%2 <sup>nd</sup>	Average
1	R.S. W	T.Y	Medicinal Chemistry-II	BP501T	95	-	95
2	T. S. C	T.Y	Industrial Pharmacy-I	BP502T & BP506P	93	94	93.5
3	P. S. N	T.Y	Pharmacology-II	BP503T & BP507P	95	94	94.5
4	Y. M. B	T.Y	Pharmacognosy & Phytochemistry	BP504T & BP508P	92	90	91
5	S. J. T	T.Y	P'ceutical Jurisprudence	BP505T	88	-	88

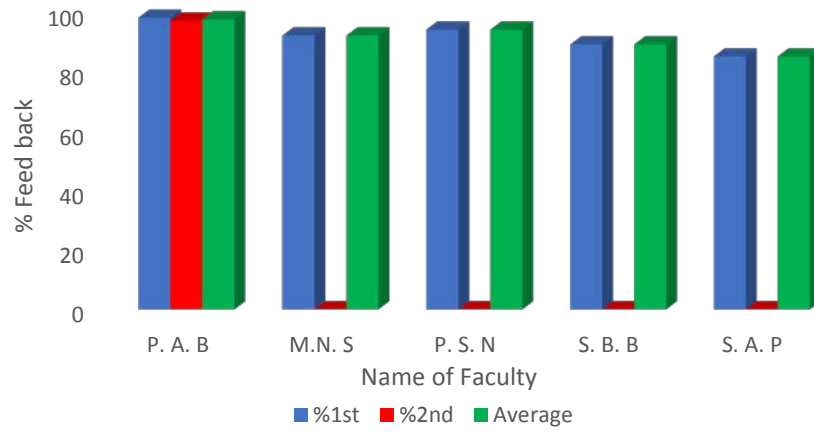


**Final year B. Pharm (VII<sup>th</sup> Sem)**

**Student's feedback report for faculty**

Sr. No.	Name of Faculty	Class	Name of subject	Subject Code	% Feedback		
					%1 <sup>st</sup>	%2 <sup>nd</sup>	Average
1	P. A. B	Final Year	Instrumental Method of Analysis	<b>BP701T &amp; BP705P</b>	95	95	95
2	M.N. S	Final Year	Industrial Pharmacy-II	<b>BP702ET</b>	92	-	92
3	P. S. N	Final Year	Pharmacy Practice	<b>BP703T</b>	94	-	94
4	S. B. B	Final Year	Novel Drug Delivery System	<b>BP704T</b>	89	-	89
5	S. A. P	Final Year	Practice School	<b>BP706PS</b>	85	-	85

### Student's feedback report for faculty AY 2023-24 Final Year Odd Sem



**Jamner Taluka Education Society's**

**Shree Sureshdada Jain Institute of Pharmaceutical Education & Research, Jamner**

**STUDENT FEEDBACK FORM FOR FACILITY A.Y 2023-24**

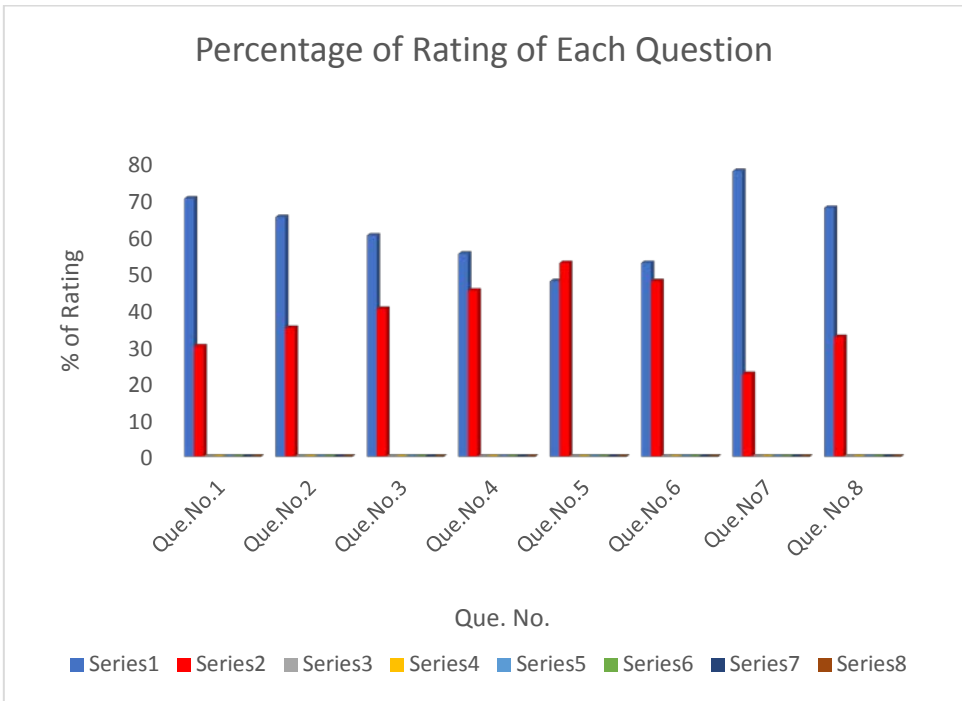
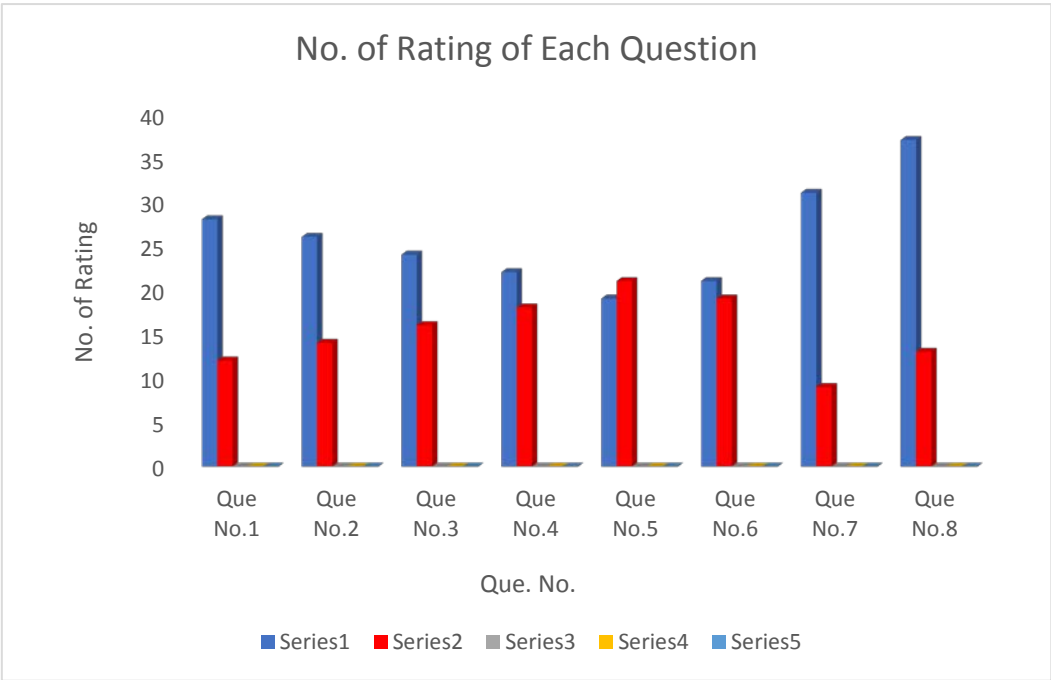
Sr. No	Form No.	Year	Que. No. 01 Rating	Que. No. 02 Rating	Que. No. 03 Rating	Que. NO. 04 Rating	Que. No. 05 Rating	Que. No. 06 Rating	Qu. NO. 07 Rating	Que. No. 08 Rating
1	1	F.Y	5	5	4	5	4	4	5	5
2	2	F.Y	5	5	5	4	5	5	4	4
3	3	F.Y	4	5	5	5	4	5	4	5
4	4	F.Y	5	5	4	4	5	4	5	5
5	5	F.Y	5	4	4	5	4	5	5	5
6	6	F.Y	5	5	4	4	5	5	5	4
7	7	F.Y	4	4	5	5	5	4	5	5
8	8	F.Y	4	5	5	4	5	5	5	4
9	9	F.Y	5	5	4	5	5	4	4	5
10	10	F.Y	5	5	4	5	5	4	5	5
11	11	S.Y	4	5	5	5	4	5	5	5
12	12	S.Y	5	4	5	5	4	4	5	5
13	13	S.Y	5	5	4	4	5	5	4	5
14	14	S.Y	5	5	4	4	5	5	5	4
15	15	S.Y	4	4	5	5	4	4	5	5
16	16	S.Y	4	5	5	4	4	5	5	5
17	17	S.Y	5	4	5	5	4	4	5	5
18	18	S.Y	5	5	4	4	5	5	5	4
19	19	S.Y	5	5	4	4	5	5	5	4
20	20	S.Y	4	5	5	5	4	5	5	5
21	21	T.Y	5	4	5	5	4	5	4	5
22	22	T.Y	5	4	5	5	4	4	5	5
23	23	T.Y	5	5	4	4	5	4	5	5

24	24	T.Y	4	5	5	4	4	5	5	5
25	25	T.Y	4	4	5	5	4	4	5	4
26	26	T.Y	5	5	5	4	4	5	5	4
27	27	T.Y	5	5	5	4	5	4	4	5
28	28	T.Y	5	4	5	5	5	4	4	4
29	29	T.Y	5	5	5	4	4	5	5	4
30	30	T.Y	4	4	4	5	5	5	5	5
31	31	Final Year	5	5	5	4	4	4	5	4
32	32	Final Year	5	5	5	4	5	4	5	5
33	33	Final Year	5	4	5	5	4	4	5	5
34	34	Final Year	5	5	4	4	4	5	5	5
35	35	Final Year	4	5	4	5	5	4	5	4
36	36	Final Year	5	4	5	5	5	5	4	4
37	37	Final Year	5	5	4	4	4	4	5	5
38	38	Final Year	4	5	4	5	4	5	4	5
39	39	Final Year	5	4	5	5	4	4	5	5
40	40	Final Year	5	4	5	5	5	5	5	5

**Number of Ratings of Each Question**

**Percentage of Rating of Each Question**

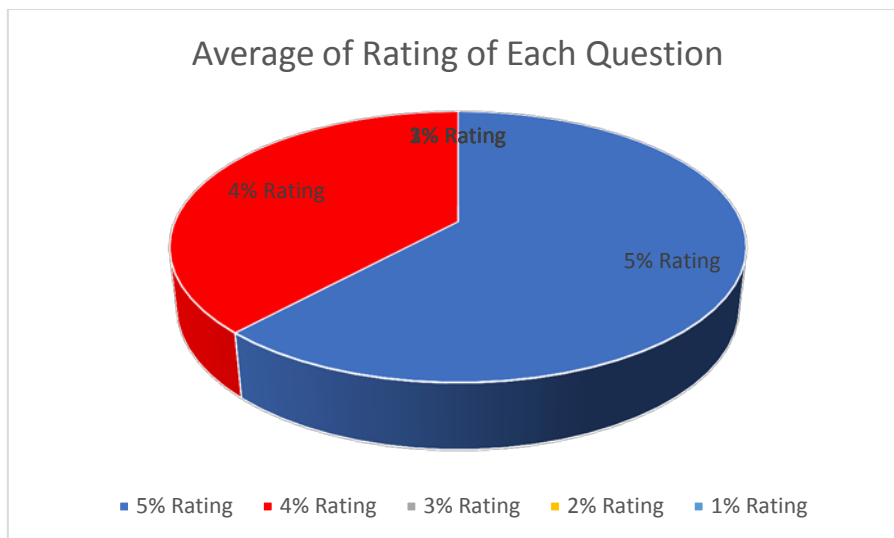
Rating → Question No ↓	5	4	3	2	1	Rating → Question No ↓	5 Rating %	4 Rating %	3 Rating %	2 Rating %	1 Rating %
Que No.1	28	12	0	0	0	Que No.1	70.00	30.00	0	0	0
Que No.2	26	14	0	0	0	Que No.2	65.00	35.00	0	0	0
Que No.3	24	16	0	0	0	Que No.3	60.00	40.00	0	0	0
Que No.4	22	18	0	0	0	Que No.4	55.00	45.00	0	0	0
Que No.5	19	21	0	0	0	Que No.5	47.5	52.5	0	0	0
Que No.6	21	19	0	0	0	Que No.6	52.5	47.5	0	0	0
Que No.7	31	09	0	0	0	Que No.7	77.5	22.5	0	0	0
Que No.8	27	13	0	0	0	Que No.8	67.5	32.5	0	0	0



**Average Rating of Each Question**

5% Rating	4% Rating	3% Rating	2% Rating	1% Rating
61.875	38.125	0	0	0

Average of Rating of Each Question



**Jamner Taluka Education Society's**

**Shree Sureshdada Jain Institute of Pharmaceutical Education & Research, Jamner**

**FACULTY FEEDBACK FORM FOR CURRICULUM A.Y 2023-24**

Sr. No	Form No.	Year	Que. NO. 01 Rating	Que. NO. 02 Rating	Que. NO. 03 Rating	Que. NO. 04 Rating	Que. NO. 05 Rating	Que. NO. 06 Rating	Que. NO. 07 Rating	Que. NO. 08 Rating	Que. NO. 09 Rating	Que. NO. 10 Rating
1	1	N.A	4	5	4	5	5	3	5	5	4	5
2	2	N.A	5	5	5	4	5	5	5	4	5	4
3	3	N.A	5	5	5	5	4	5	4	5	5	4
4	4	N.A	5	5	4	4	5	4	5	5	5	4
5	5	N.A	5	4	3	5	4	5	3	5	4	5
6	6	N.A	4	5	5	4	5	5	5	4	3	5
7	7	N.A	4	4	5	5	5	4	5	5	5	5
8	8	N.A	4	5	5	4	5	5	5	4	5	5
9	9	N.A	5	3	5	5	5	4	4	5	5	5
10	10	N.A	5	5	4	5	5	4	5	5	4	3
11	11	N.A	3	5	5	5	4	5	5	5	5	5
12	12	N.A	5	3	5	5	4	4	5	5	4	5
13	13	N.A	5	5	4	4	5	5	4	5	4	5

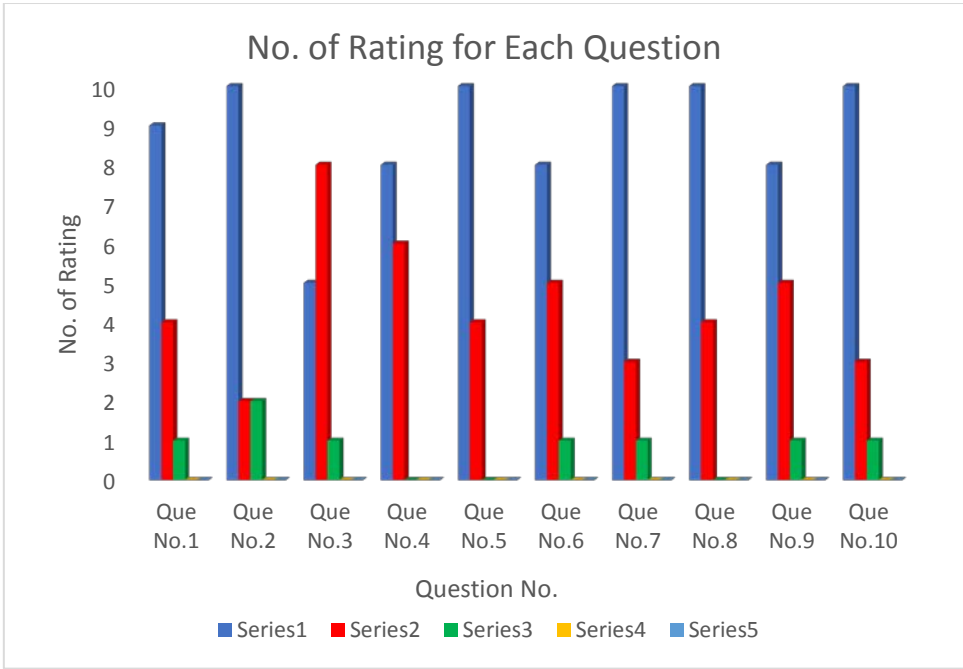


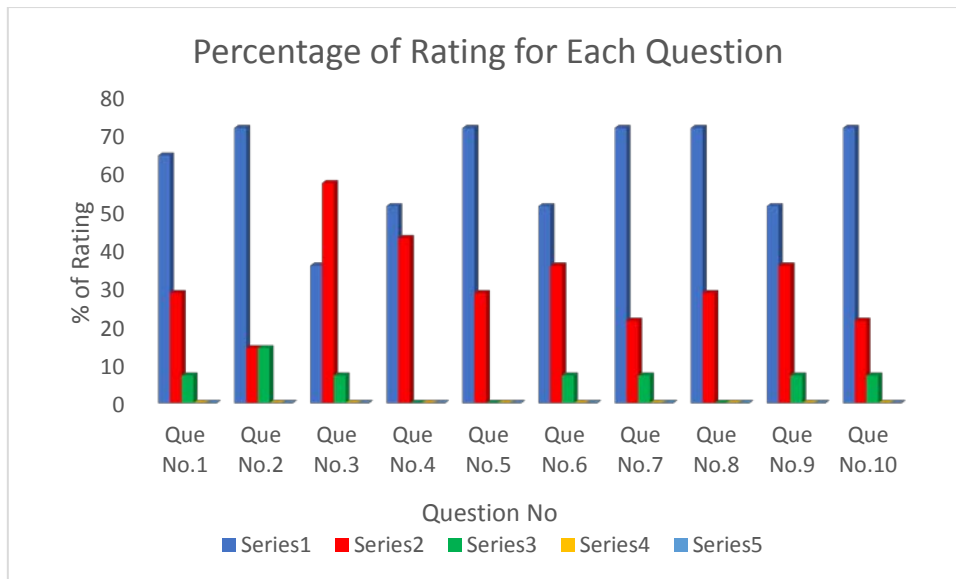
14	14	N.A	5	5	4	4	5	5	5	4	5	5
----	----	-----	---	---	---	---	---	---	---	---	---	---

Number of Ratings of Each Question

Percentage of Rating of Each Question

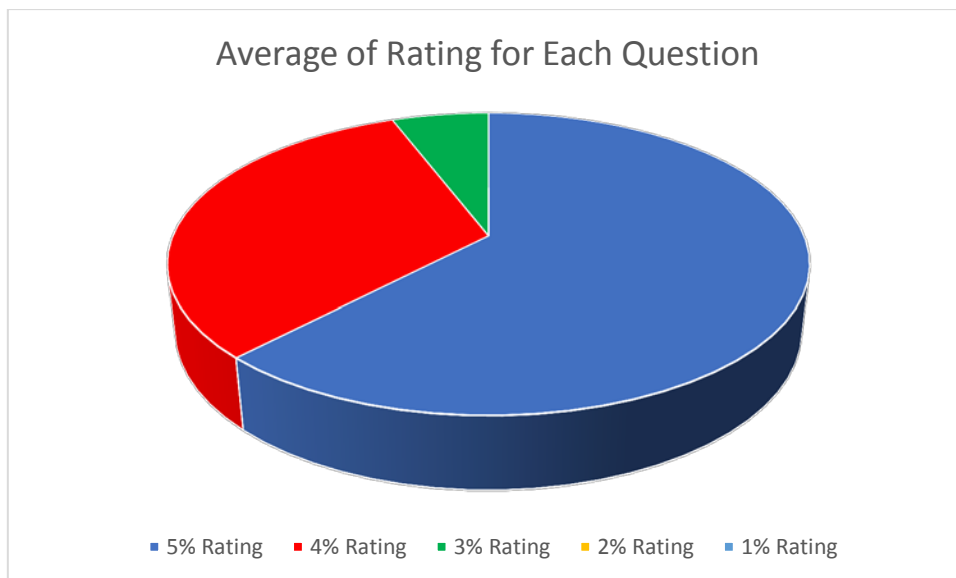
Rating → Question No ↓	5	4	3	2	1	Rating → Question No ↓	5 Rating %	4 Rating %	3 Rating %	2 Rating %	1 Rating %
Que No.1	9	4	1	0	0	Que No.1	64.28	28.57	7.14	0	0
Que No.2	10	2	2	0	0	Que No.2	71.42	14.28	14.28	0	0
Que No.3	5	8	1	0	0	Que No.3	35.71	57.14	7.14	0	0
Que No.4	8	6	0	0	0	Que No.4	51.14	42.85	0	0	0
Que No.5	10	4	0	0	0	Que No.5	71.42	28.57	0	0	0
Que No.6	8	5	1	0	0	Que No.6	51.14	35.71	7.14	0	0
Que No.7	10	3	1	0	0	Que No.7	71.42	21.4	7.14	0	0
Que No.8	10	4	0	0	0	Que No.8	71.42	28.57	0	0	0
Que No.9	8	5	1	0	0	Que No.9	51.14	35.71	7.14	0	0
Que No.10	10	3	1	0	0	Que No.10	71.42	21.4	7.14	0	0





### Average Rating of Each Question

5% Rating	4% Rating	3% Rating	2% Rating	1% Rating
60.99	31.42	5.71	0	0



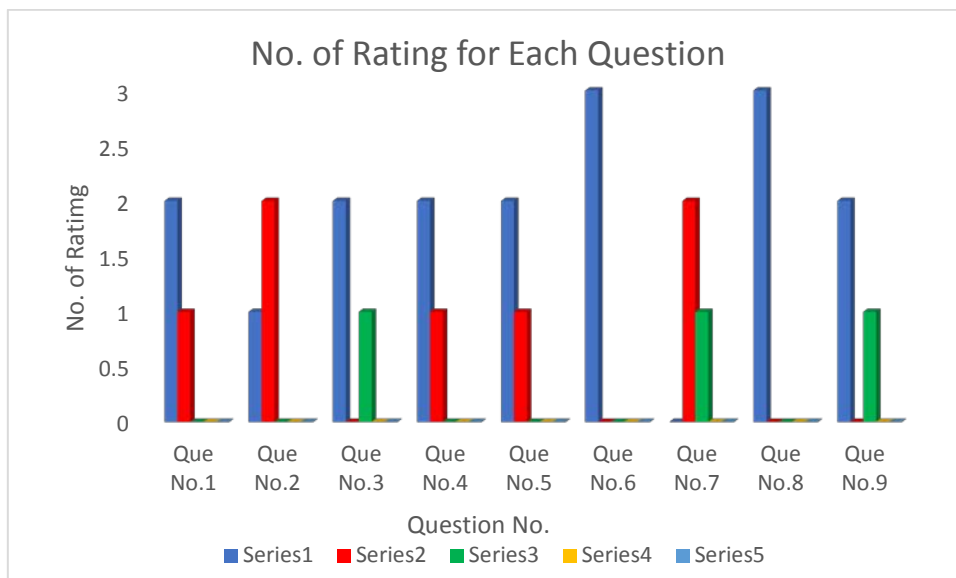
Jamner Taluka Education Society's											
Shree Sureshdada Jain Institute of Pharmaceutical Education & Research, Jamner											
EMPLOYR'S FEEDBACK ON THE CURRICULUM											
Sr. No	Form No.	Year	Que. NO. 01 Rating	Que. NO. 02 Rating	Que. NO. 03 Rating	Que. NO. 04 Rating	Que. NO. 05 Rating	Que. NO. 06 Rating	Que. NO. 07 Rating	Que. NO. 08 Rating	Que. NO. 09 Rating
1	1	2023-2024	4	5	3	5	5	5	3	5	5
2	2	2023-	5	4	5	4	5	5	4	5	5

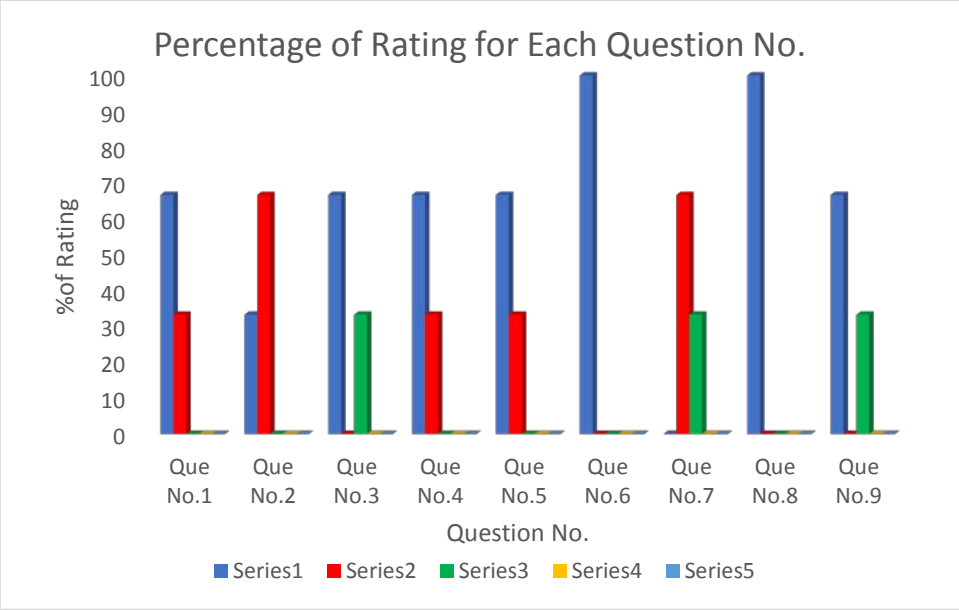
		2024									
3	3	2023-2024	5	4	5	5	4	5	4	5	3

Number of Rating of Each Question

Percentage of Rating of Each Question

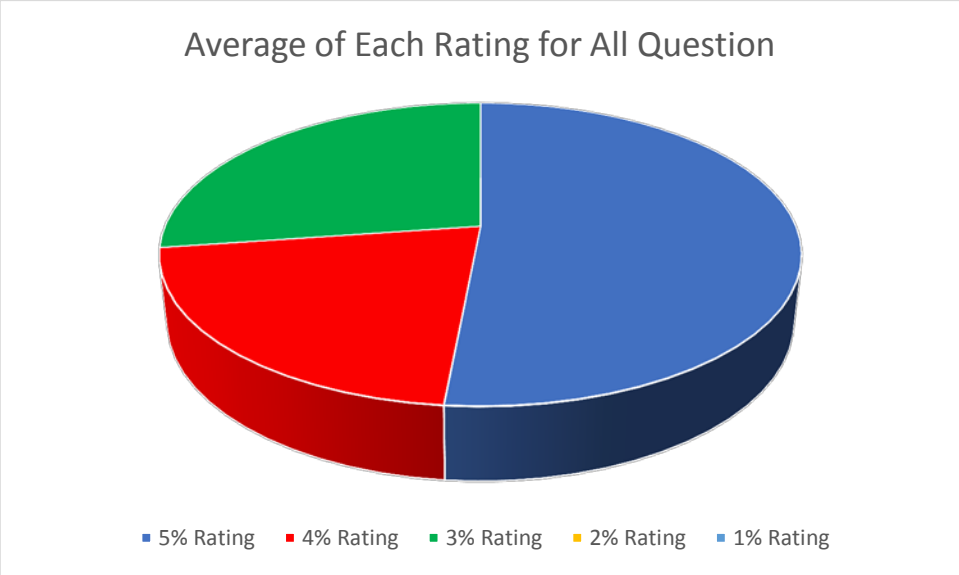
Rating → Question No ↓	5	4	3	2	1	Rating → Question No ↓	5 Rating %	4 Rating %	3 Rating %	2 Rating %	1 Rating %
Que No.1	2	1	0	0	0	Que No.1	66.66	33.33	0	0	0
Que No.2	1	2	0	0	0	Que No.2	33.33	66.66	0	0	0
Que No.3	2	0	1	0	0	Que No.3	66.66	00.00	33.33	0	0
Que No.4	2	1	0	0	0	Que No.4	66.66	33.33	0	0	0
Que No.5	2	1	0	0	0	Que No.5	66.66	33.33	0	0	0
Que No.6	3	0	0	0	0	Que No.6	100.0	00.00	0	0	0
Que No.7	0	2	1	0	0	Que No.7	00.00	66.66	33.33	0	0
Que No.8	3	0	0	0	0	Que No.8	100.0	00.00	0	0	0
Que No.9	2	0	1	0	0	Que No.9	66.66	00.00	33.33	0	0





**Average of Rating of Each Question**

5% Rating	4% Rating	3% Rating	2% Rating	1% Rating
62.95	25.92	33.33	0	0



**Jamner Taluka Education Society's**

**Shree Sureshdada Jain Institute of Pharmaceutical Education & Research, Jamner**

**ALUMNI FEEDBACK FORM A.Y 2023-24**

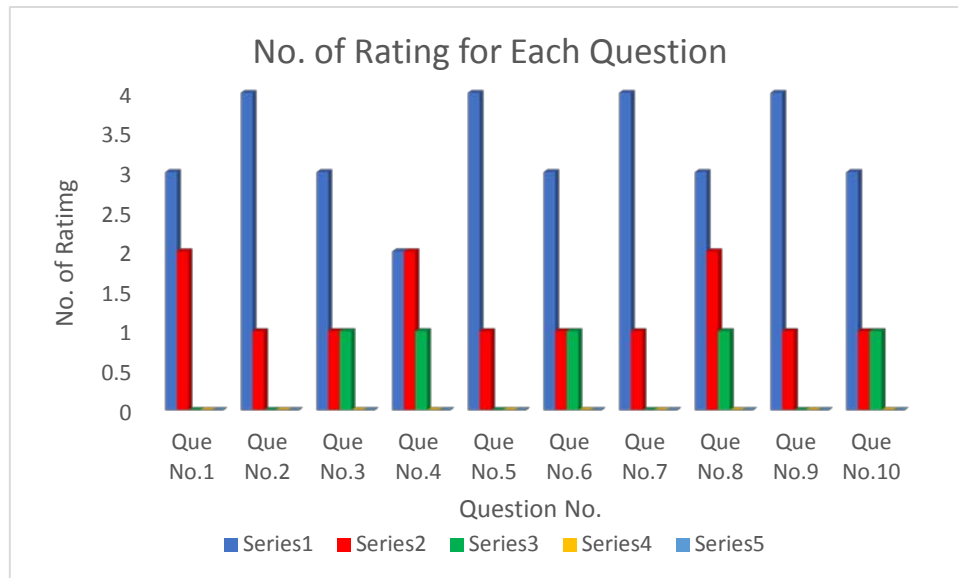
Sr. No	Form No.	Year	Que. NO. 01 Rating	Que. NO. 02 Rating	Que. NO. 03 Rating	Que. NO. 04 Rating	Que. NO. 05 Rating	Que. NO. 06 Rating	Que. NO. 07 Rating	Que. NO. 08 Rating	Que. NO. 09 Rating	Que. NO. 10 Rating
1	1	2023-2024	4	4	5	4	5	3	5	5	5	5
2	2	2023-2024	5	5	4	5	5	5	4	3	5	4
3	3	2023-2024	5	5	3	5	4	5	5	4	4	5
4	4	2023-2024	4	5	5	3	5	4	5	5	5	3
5	5	2023-2024	5	5	5	4	5	5	5	5	5	5

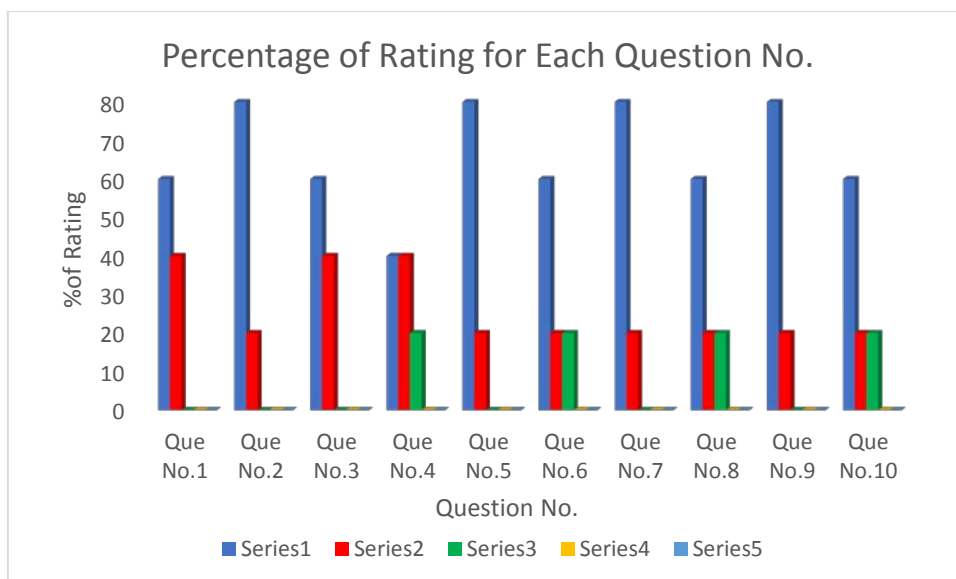
**Number of Rating of Each Question**

**Percentage of Rating of Each Question**

Rating → Question No ↓	5	4	3	2	1	Rating → Question No ↓	5 Rating %	4 Rating %	3 Rating %	2 Rating %	1 Rating %
Que No.1	3	2	0	0	0	Que No.1	60.00	40.00	0	0	0
Que No.2	4	1	0	0	0	Que No.2	80.00	20.00	0	0	0
Que No.3	3	1	1	0	0	Que No.3	60.00	40.00	0	0	0
Que No.4	2	2	1	0	0	Que No.4	40.00	40.00	20.00	0	0
Que No.5	4	1	0	0	0	Que No.5	80.00	20.00	0	0	0
Que No.6	3	1	1	0	0	Que No.6	60.00	20.00	20.00	0	0

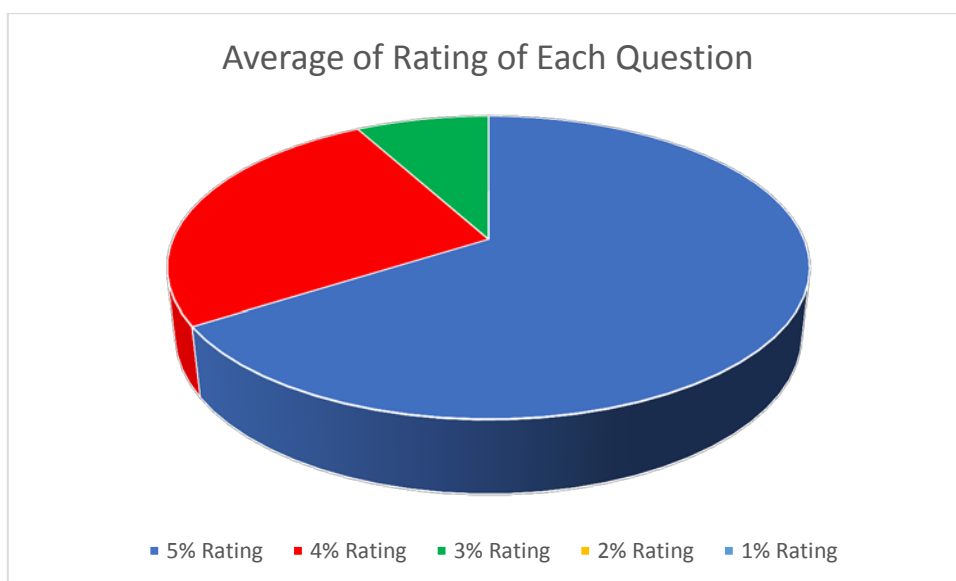
Que No.7	4	1	0	0	0	Que No.7	80.00	20.00	0	0	0
Que No.8	3	2	1	0	0	Que No.8	60.00	20.00	20.00	0	0
Que No.9	4	1	0	0	0	Que No.9	80.00	20.00	0	0	0
Que No.10	3	1	1	0	0	Que No.10	60.00	20.00	20.00	0	0





**Average of Rating of Each Question**

5% Rating	4% Rating	3% Rating	2% Rating	1% Rating
66	26	8	0	0



## M. Pharm

Academic Year 2023-24 Even Semester (II, IV)

### Student's feedback report for faculty

Sr. No	Name of	Class	Subject	Subject Code	%Feedback		
					%1 <sup>st</sup>	%2 <sup>nd</sup>	Average

	Faculty						
1	S.K.S	F.Y	MOLECULAR PHARMACEUTICS (NANO TECH AND TARGETED DDS)	MPH 201T	89	-	89
2	M.S.J	F.Y	ADVANCED BIOPHARMACEUTICS & PHARMACOKINETICS	MPH 202T	93	-	93
3	M. M.B	F.Y	COMPUTER AIDED DRUG DELIVERY SYSTEM PHARMACEUTICS PRACTICAL	MPH 203T MPH 205P	95	96	95.5
4	S. M. S	F. Y	COSMETIC AND COSMECEUTICALS	MPH 204T	90	-	93

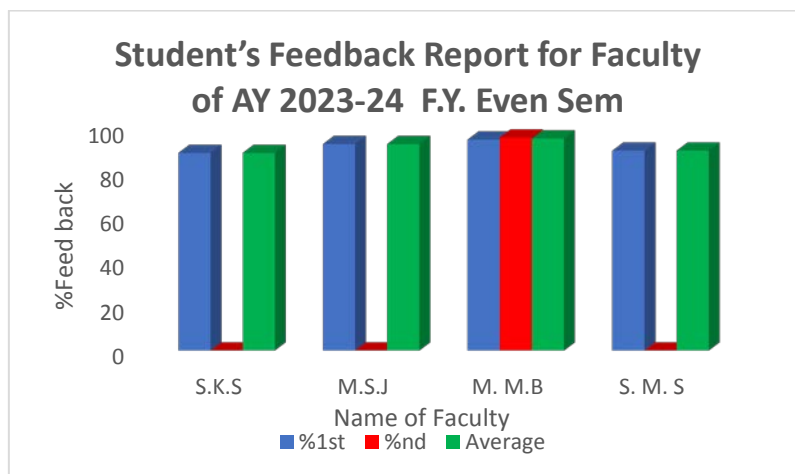
**First year M. Pharm (II<sup>nd</sup> sem)**

**Student's feedback report for faculty**

Sr. No	Name of Faculty	Class	Subject	Subject Code	%Feedback		
					%1 <sup>st</sup>	%2 <sup>nd</sup>	Average
1	S.K.S	F.Y	MOLECULAR PHARMACEUTICS (NANO TECH AND TARGETED DDS)	MPH 201T	89	-	89
2	M.S.J	F.Y	ADVANCED BIOPHARMACEUTICS & PHARMACOKINETICS	MPH 202T	93	-	93



3	M. M.B	F.Y	COMPUTER AIDED DRUG DELIVERY SYSTEM PHARMACEUTICS PRACTICAL	MPH 203T MPH 205P	95	96	95.5
4	S. M. S	F. Y	COSMETIC AND COSMECEUTICALS	MPH 204T	90	-	90



**Academic Year 2023-24 Odd Semester (I, III)**

**Student's feedback report for faculty**

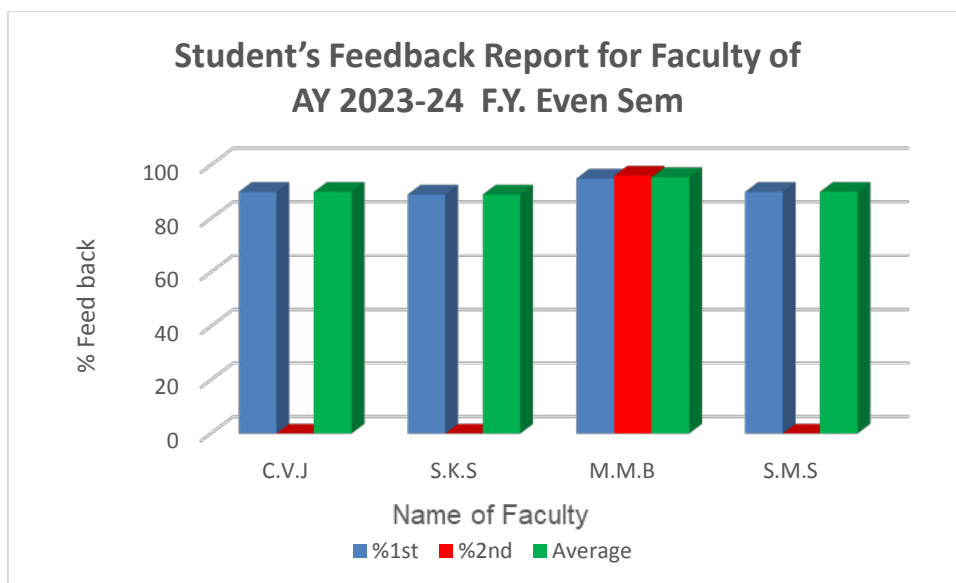
Sr. No	Name of Faculty	Class	Subject	Subject Code	%Feedback		
					%1 <sup>st</sup>	%2 <sup>nd</sup>	Average
1	C.V.J	F.Y	MODERN PHARMACEUTICAL ANALYTICAL TECHNIQUE	MPH 101T	90	-	90
2	S.K.S	F.Y	DRUG DELIVERY SYSTEM	MPH 102T	89	-	89
3	M. M.B	F.Y	MODERN PHARMACEUTICS PHARMACEUTICS PRACRICAL I	MPH 103T MPH 105P	95	96	95.5
		S.Y	RM & BIOSTAT	MRM301T	96	-	96

4	S. M. S	F. Y	REGULATORY AFFAIR	MPH 104T	90	-	90
---	---------	------	----------------------	----------	----	---	----

**Academic Year 2023-24 First year M. Pharm (1<sup>st</sup> sem)**

**Student's feedback report for faculty**

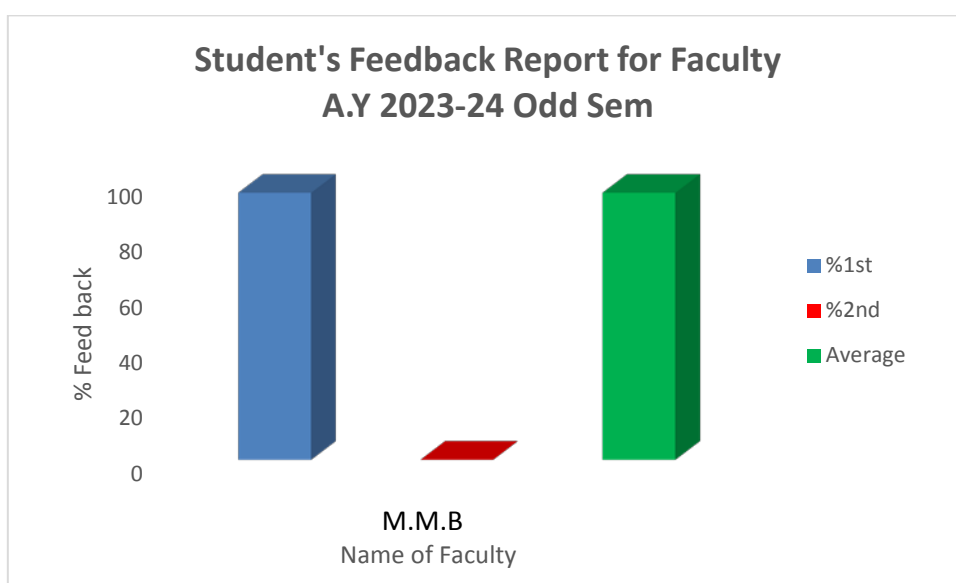
Sr. No	Name of Faculty	Class	Subject	Subject Code	%Feedback		
					%1 <sup>st</sup>	%2 <sup>nd</sup>	Average
1	C.V.J	F.Y	MODERN PHARMACEUTICAL ANALYTICAL TECHNIQUE	MPH 101T	90	-	90
2	S.K.S	F.Y	DRUG DELIVERY SYSTEM	MPH 102T	89	-	89
3	M. M.B	F.Y	MODERN PHARMACEUTICS PHARMACEUTICS PRACTICAL I	MPH 103T  MPH 105P	95	96	95.5
4	S. M. S	F. Y	REGULATORY AFFAIR	MPH 104T	90	-	90



**Academic Year 2023-24 Second year M. Pharm (III<sup>rd</sup> sem)**

**Student's feedback report for faculty**

Sr. No	Name of Faculty	Class	Subject	Subject Code	%Feedback		
					%1 <sup>st</sup>	%2 <sup>nd</sup>	Average
1	M.M.B	S.Y	RESEARCH METHODOLOGY AND BIOSTATISTICS	MRM 301T	96	-	96



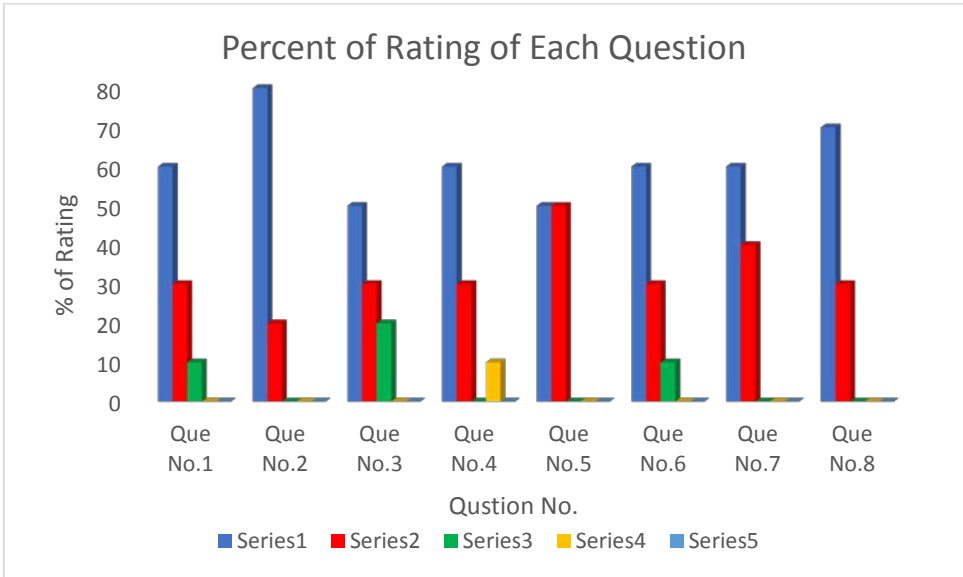
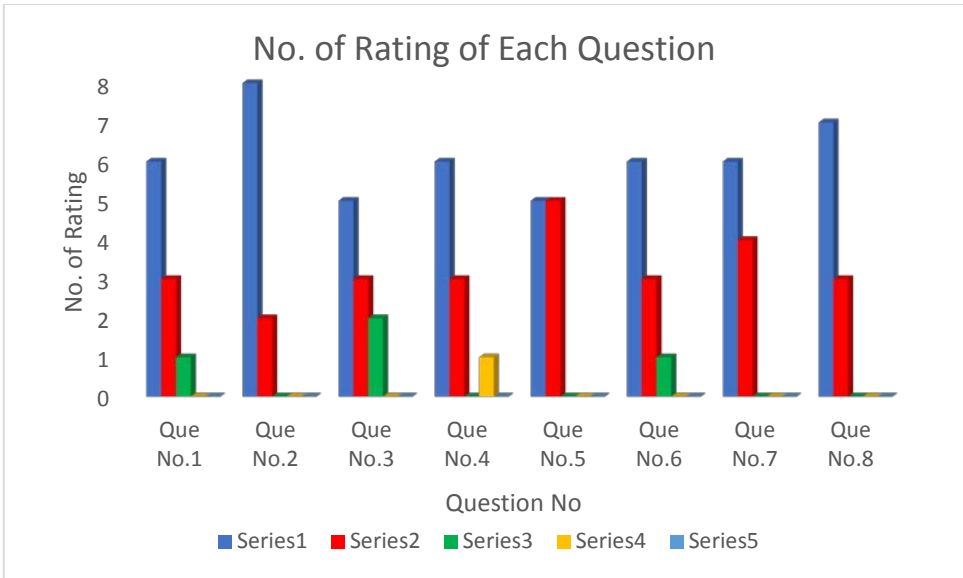
Jamner Taluka Education Society's										
Shree Sureshdada Jain Institute of Pharmaceutical Education & Research, Jamner										
STUDENT FEEDBACK FORM FOR FACILITY A.Y 2023-24										
Sr. No	Form No.	Year	Que. No. 01 Rating	Que. No. 02 Rating	Que. No. 03 Rating	Que. NO. 04 Rating	Que. No. 05 Rating	Que. No. 06 Rating	Qu. NO. 07 Rating	Que. No. 08 Rating
1	1	F.Y	4	5	3	5	5	4	5	5
2	2	F.Y	5	5	5	4	4	5	4	4
3	3	F.Y	4	4	5	5	4	5	4	5
4	4	F.Y	5	4	3	2	5	3	5	5
5	5	F.Y	5	5	4	5	4	5	4	4
6	6	S.Y	3	5	5	4	5	4	5	5
7	7	S.Y	5	5	4	5	4	5	5	5
8	8	S.Y	5	5	5	5	5	5	4	4
9	9	S.Y	4	5	4	4	5	4	5	5
10	10	S.Y	5	5	5	5	4	5	5	5

Number of Ratings of Each Question

Percentage of Rating of Each Question

Rating → Question No ↓	5	4	3	2	1	Rating → Question No ↓	5 Rating %	4 Rating %	3 Rating %	2 Rating %	1 Rating %
Que No.1	6	3	1	0	0	Que No.1	60.00	30.00	10.00	0	0
Que No.2	8	2	0	0	0	Que No.2	80.00	20.00	0	0	0
Que No.3	5	3	2	0	0	Que No.3	50.00	30.00	20.00	0	0
Que No.4	6	3	0	1	0	Que No.4	60.00	30.00	0	10.00	0

Que No.5	5	5	0	0	0	Que No.5	50.00	50.00	0	0	0
Que No.6	6	3	1	0	0	Que No.6	60.00	30.00	10.00	0	0
Que No.7	6	4	0	0	0	Que No.7	60.00	40.00	0	0	0
Que No.8	7	3	0	0	0	Que No.8	70.00	30.00	0	0	0



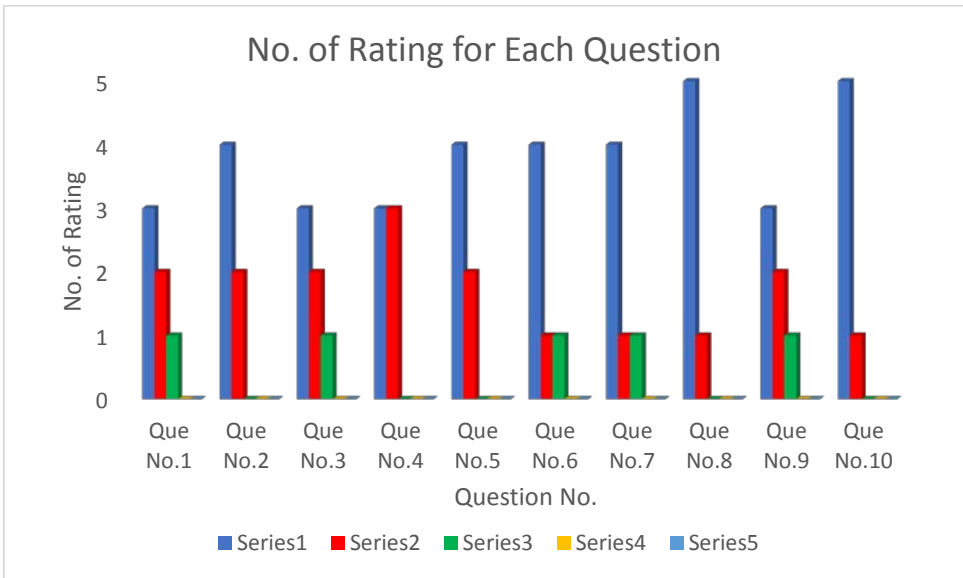


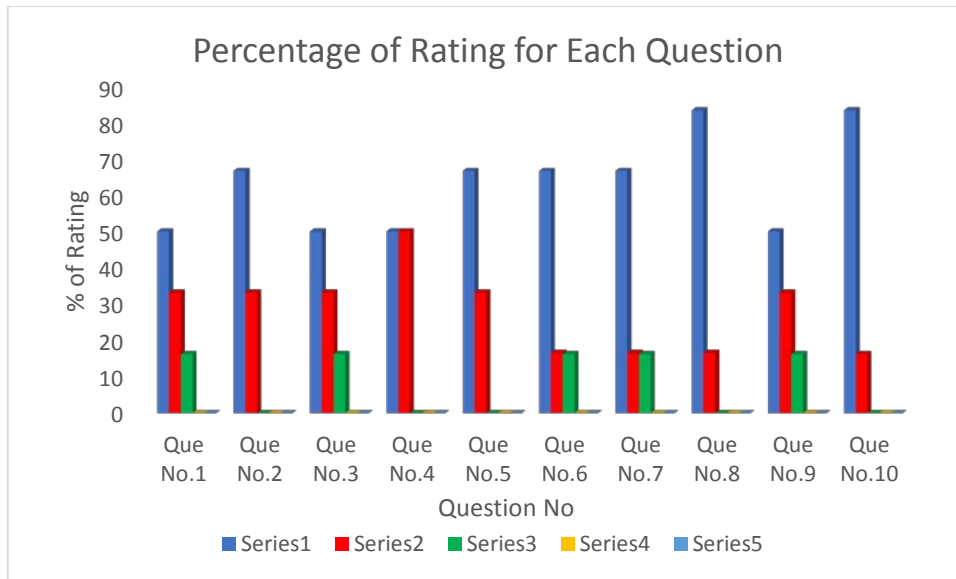
1	1	N.A	5	5	5	4	4	3	5	5	5	5
2	2	N.A	4	5	5	5	5	5	4	5	4	4
3	3	N.A	5	4	4	5	5	5	5	5	5	5
4	4	N.A	3	5	3	4	4	4	5	5	5	5
5	5	N.A	5	4	5	5	5	5	3	5	4	5
6	6	N.A	4	5	4	4	5	5	5	4	3	5

Number of Ratings of Each Question

Percentage of Rating of Each Question

Rating → Question No ↓	5	4	3	2	1	Rating → Question No ↓	5 Rating %	4 Rating %	3 Rating %	2 Rating %	1 Rating %
Que No.1	3	2	1	0	0	Que No.1	50.00	33.33	16.33	0	0
Que No.2	4	2	0	0	0	Que No.2	66.66	33.33	00.00	0	0
Que No.3	3	2	1	0	0	Que No.3	50.00	33.33	16.33	0	0
Que No.4	3	3	0	0	0	Que No.4	50.00	50.00	00.00	0	0
Que No.5	4	2	0	0	0	Que No.5	66.66	33.33	00.00	0	0
Que No.6	4	1	1	0	0	Que No.6	66.66	16.66	16.33	0	0
Que No.7	4	1	1	0	0	Que No.7	66.66	16.66	16.33	0	0
Que No.8	5	1	0	0	0	Que No.8	83.33	16.66	00.00	0	0
Que No.9	3	2	1	0	0	Que No.9	50.00	33.33	16.33	0	0
Que No.10	5	1	0	0	0	Que No.10	83.33	16.33	00.00	0	0

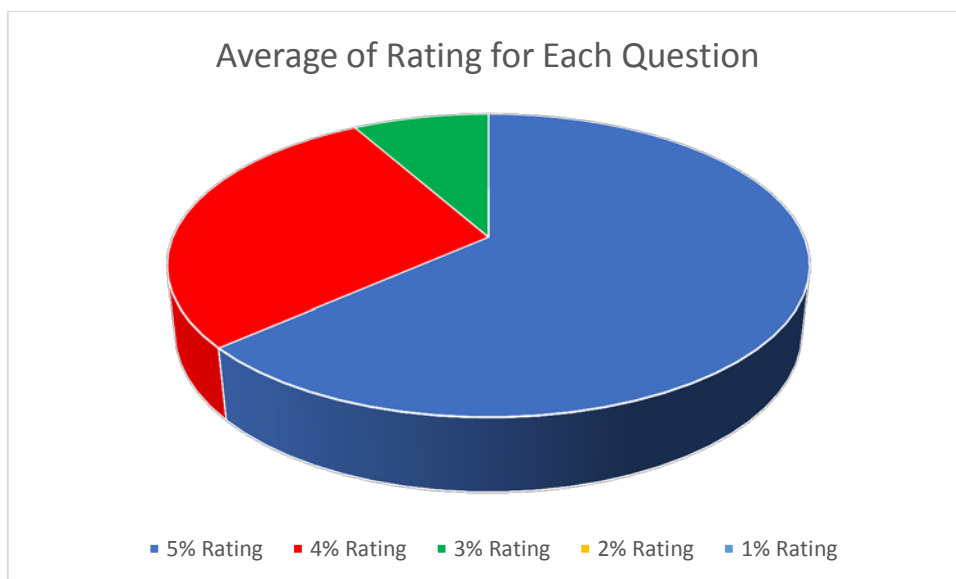




### Average Ratings of Each Question

<b>5% Rating</b>	<b>4% Rating</b>	<b>3% Rating</b>	<b>2% Rating</b>	<b>1% Rating</b>
63.33	28.29	8.16	0	0



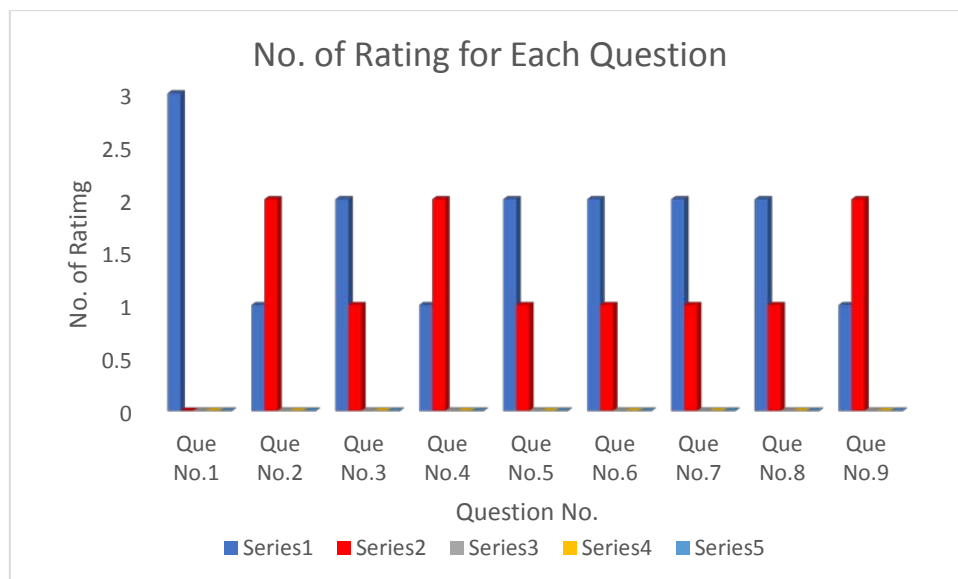


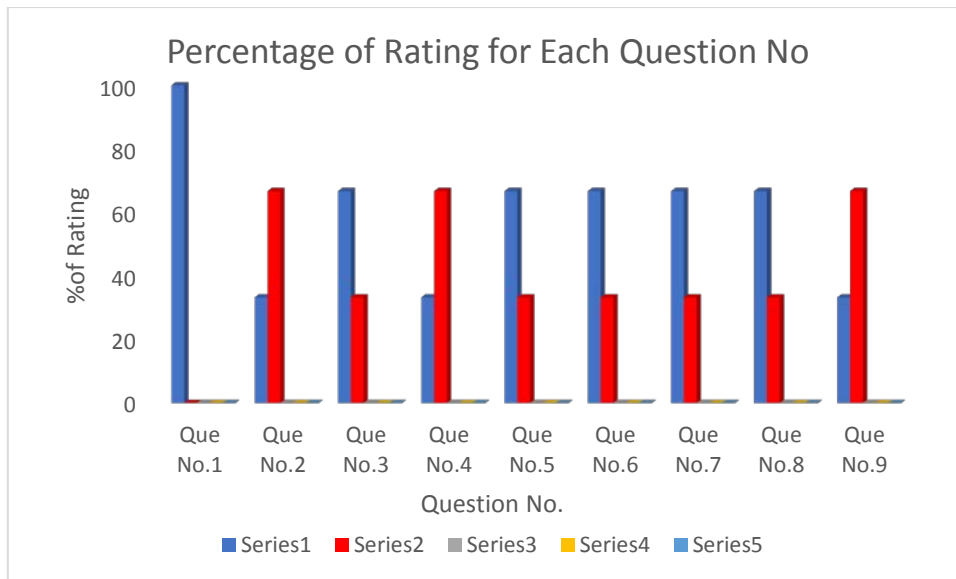
<b>Jamner Taluka Education Society's</b>											
<b>Shree Sureshdada Jain Institute of Pharmaceutical Education &amp; Research, Jamner</b>											
<b>EMPLOYR'S FEEDBACK ON THE CURRICULUM</b>											
Sr. No	Form No.	Year	Que. NO. 01 Rating	Que. NO. 02 Rating	Que. NO. 03 Rating	Que. NO. 04 Rating	Que. NO. 05 Rating	Que. NO. 06 Rating	Que. NO. 07 Rating	Que. NO. 08 Rating	Que. NO. 09 Rating
1	1	2023-2024	5	4	5	4	5	4	5	4	4
2	2	2023-2024	5	5	4	4	5	5	5	5	5
3	3	2023-2024	5	4	5	5	4	5	4	5	4

Number of Ratings of Each Question

Percentage of Rating of Each Question

Rating → Question No ↓	5	4	3	2	1	Rating → Question No ↓	5 Rating %	4 Rating %	3 Rating %	2 Rating %	1 Rating %
Que No.1	3	0	0	0	0	Que No.1	100.0	0	0	0	0
Que No.2	1	2	0	0	0	Que No.2	33.33	66.66	0	0	0
Que No.3	2	1	0	0	0	Que No.3	66.66	33.33	0	0	0
Que No.4	1	2	0	0	0	Que No.4	33.33	66.66	0	0	0
Que No.5	2	1	0	0	0	Que No.5	66.66	33.33	0	0	0
Que No.6	2	1	0	0	0	Que No.6	66.66	33.33	0	0	0
Que No.7	2	1	0	0	0	Que No.7	66.66	33.33	0	0	0
Que No.8	2	1	0	0	0	Que No.8	66.66	33.33	0	0	0
Que No.9	1	2	0	0	0	Que No.9	33.33	66.66	0	0	0

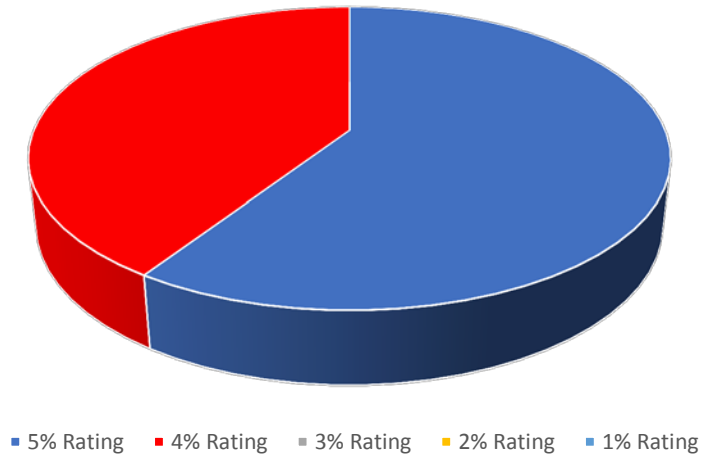




### Average Ratings of Each Question

5% Rating	4% Rating	3% Rating	2% Rating	1% Rating
59.25	40.73	0	0	0

Average of Each Rating for All Question



**Jamner Taluka Education Society's**

**Shree Sureshdada Jain Institute of Pharmaceutical Education & Research, Jamner**

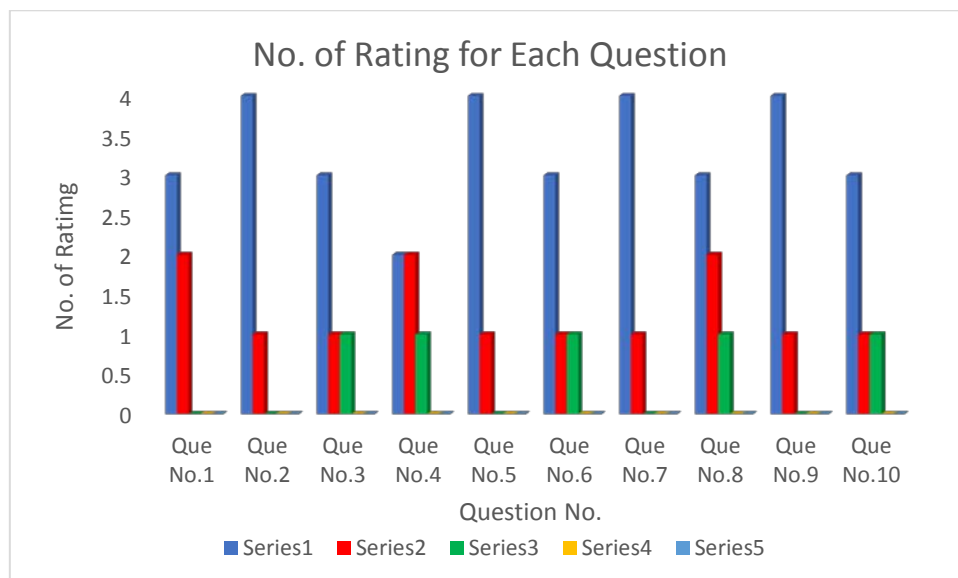
**ALUMNI FEEDBACK FORM A.Y 2023-24**

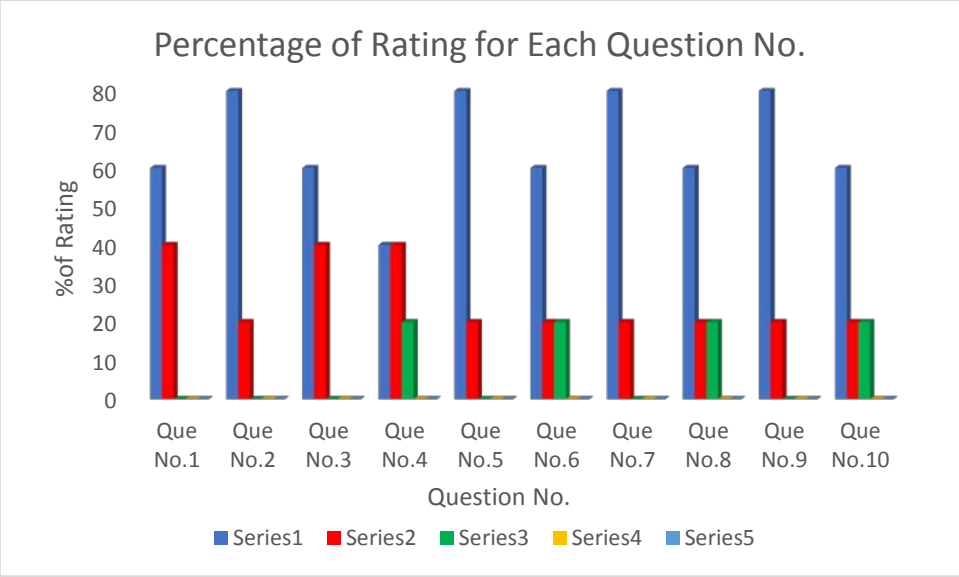
Sr. No	Form No.	Year	Que. NO. 01 Rating	Que. NO. 02 Rating	Que. NO. 03 Rating	Que. NO. 04 Rating	Que. NO. 05 Rating	Que. NO. 06 Rating	Que. NO. 07 Rating	Que. NO. 08 Rating	Que. NO. 09 Rating	Que. NO. 10 Rating
1	1	2023-2024	5	4	5	5	5	3	5	5	5	5
2	2	2023-2024	5	5	5	4	4	5	4	3	5	4
3	3	2023-2024	4	5	4	5	5	5	5	5	4	4
4	4	2023-2024	5	5	3	5	5	4	5	5	5	5
5	5	2023-2024	5	5	5	4	5	5	5	5	5	5

Number of Ratings of Each Question

Percentage of Rating of Each Question

Rating → Question No ↓	5	4	3	2	1	Rating → Question No ↓	5 Rating %	4 Rating %	3 Rating %	2 Rating %	1 Rating %
Que No.1	4	1	0	0	0	Que No.1	80.00	20.00	0	0	0
Que No.2	4	1	0	0	0	Que No.2	80.00	20.00	0	0	0
Que No.3	3	1	1	0	0	Que No.3	60.00	20.00	20.00	0	0
Que No.4	3	2	0	0	0	Que No.4	60.00	40.00	0	0	0
Que No.5	4	1	0	0	0	Que No.5	80.00	20.00	0	0	0
Que No.6	3	1	1	0	0	Que No.6	60.00	20.00	20.00	0	0
Que No.7	4	1	0	0	0	Que No.7	80.00	20.00	0	0	0
Que No.8	4	0	1	0	0	Que No.8	80.00	00.00	20.00	0	0
Que No.9	4	1	0	0	0	Que No.9	80.00	20.00	0	0	0
Que No.10	3	2	0	0	0	Que No.10	60.00	40.00	0	0	0





**Average Ratings of Each Question**

5% Rating	4% Rating	3% Rating	2% Rating	1% Rating
72	22	6	0	0

